



Mile Marker 2026

The National Bypass

Impact Index

Annual bypass insights for today's fleets—and tomorrow's advantage.



At PrePass, we believe progress starts with insight and innovation—and that the data behind safer, more efficient freight movement should be as connected and dependable as the fleets it supports.

We're proud to introduce *Mile Marker 2026*, the first in a new annual series measuring the national impact of key fleet operational indicators, with insights to guide the future of fleet management.

This inaugural edition focuses on weigh station bypass, drawing from over **1.6 billion bypass events across 40 states**¹. Using verified state data, it quantifies how bypassing reduces fuel use and emissions, enables reinvestment in critical systems, and gives fleets something they're always chasing—time. Time that can be turned into more revenue, more growth, and a greater competitive edge.

The report was made possible through the expertise and data provided by PrePass Safety Alliance, a non-profit public-private partnership governed by a board of state transportation and enforcement agencies alongside motor carrier industry leaders. PrePass Safety Alliance helps guide our mission, advancing safety, efficiency, and the public interest in commercial vehicle operations. With that vision as our foundation, PrePass delivers the technology solutions that help fleets save time and money while supporting smarter enforcement and stronger compliance.

With more than 30 years of leadership in freight innovation, we've done more than witness the industry evolve. We've helped drive its transformation. By connecting weigh station bypass, safety screening, toll management, and actionable data, we've developed integrated solutions that help fleets operate more efficiently.

The future of bypass is all about progress, and mobile is leading the way. By expanding access and removing hardware barriers, mobile technology creates more opportunities for fleets to keep moving. Combined with transponder-based screening in a hybrid approach, it delivers broader coverage and more flexibility while still supporting high-value, staffed sites where safety investments have the greatest impact.

To fully understand the scale of bypass benefits, a national perspective is critical. While states typically track outcomes independently, *Mile Marker 2026* brings these datasets together, revealing opportunities that only emerge when we look at the bigger picture. **By unifying years of regional data, we've created a national benchmark to inform smarter decisions, strengthen enforcement strategies, and demonstrate the value of effective public-private partnership.**

Thank you to our state transportation agency partners, fleet customers, and industry collaborators who continue to drive our shared mission forward.

Drive safe,
PrePass & PrePass Safety Alliance Senior Leadership



STATE OF THE INDUSTRY

Why this national benchmark matters.

The landscape of fleet transportation is shifting. Fleets today are navigating a prolonged freight recession and a market shaped by uncertainty, tighter margins, and growing pressure to deliver consistent performance. While reliability, predictability, and adaptability have always defined high-performing carriers, effectively maintaining customer relationships has taken on a new urgency as the industry adapts.

Fleets today are navigating a prolonged freight recession and a market shaped by uncertainty, tighter margins, and growing pressure to deliver consistent performance.

At the same time, enforcement agencies face the familiar challenge of maintaining highway safety with limited resources. They can't inspect every vehicle, and regulatory conditions continue to evolve—often more in interpretation and implementation, creating added uncertainty.

In this environment, even small efficiencies scale quickly, especially when multiplied across hundreds of inspection sites. That's where weigh station bypass stands out. Not just as a convenience, but as a strategy for improving flow, reclaiming time, and using limited enforcement capacity more effectively.

Mile Marker 2026 quantifies that impact. By unifying authenticated bypass performance data from state agencies, it provides a national perspective on the factors influencing safety and efficiency. This broader view helps fleets, policy makers, and enforcement officials prioritize improvement, investment, and long-term planning.

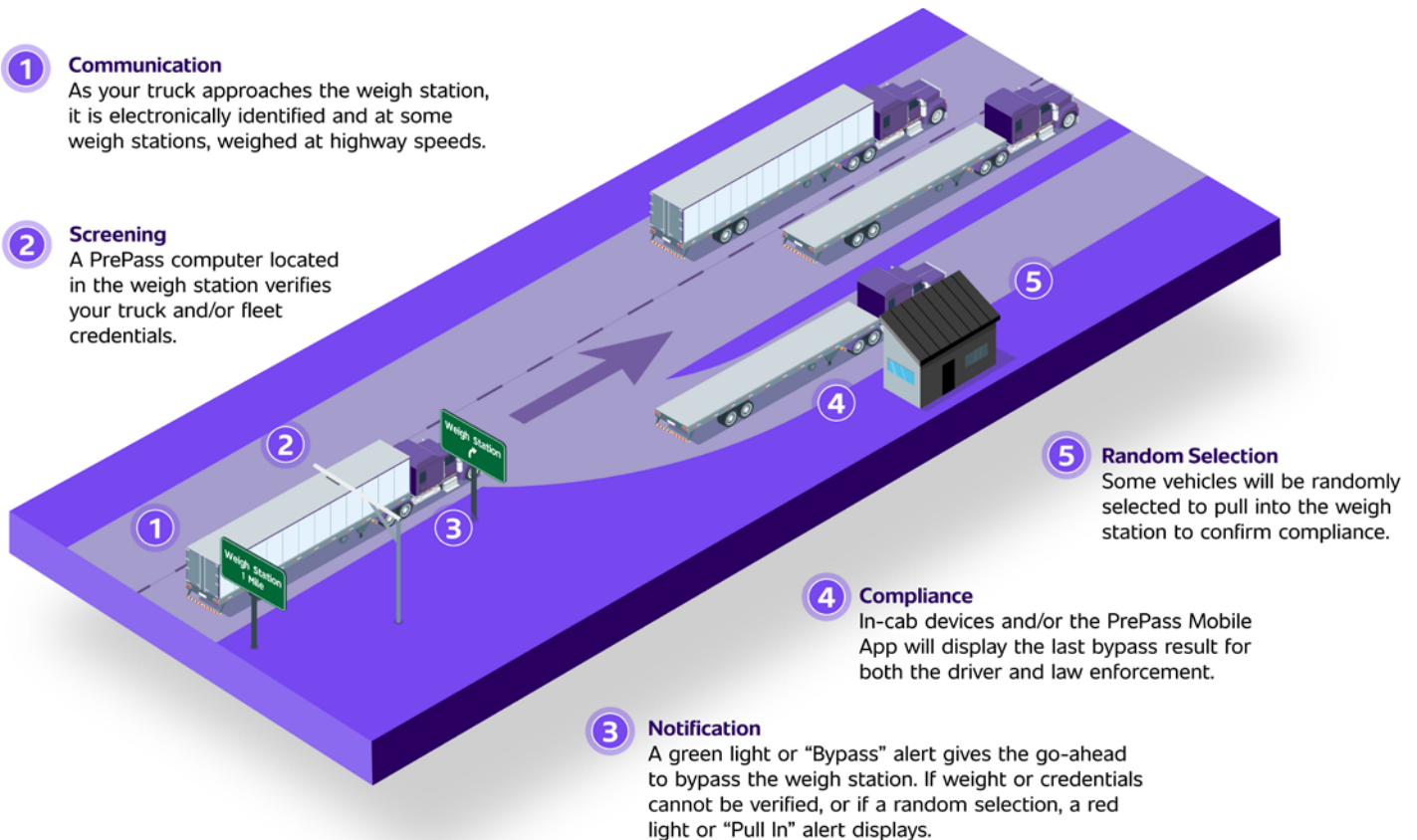
Together, these insights reinforce how coordination between data, infrastructure, and strategy can turn small improvements into large-scale progress.



BYPASS BASICS

What bypass is (and isn't).

Bypassing weigh stations is not a guarantee—it's a privilege earned through strong safety records and consistent compliance. Pre-qualified vehicles can legally bypass inspection sites based on updated data.



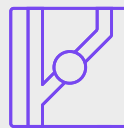
Bypass doesn't replace inspections.

Mandatory, random, and periodic checks still apply across jurisdictions.



Bypass eligibility is earned.

Determined by FMCSA safety data, including ISS score and inspection history.



High-risk carriers are still pulled in.

Vehicles with poor safety scores or violations are prioritized for inspection.



Bypass supports enforcement.

Enables focused inspections on high-risk vehicles, boosting safety and minimizing delays.

NATIONAL IMPACT HIGHLIGHTS

The measurable impact of bypass.

PrePass Safety Alliance established, and continues to expand, the infrastructure behind PrePass Bypass, North America's most trusted weigh station bypass solution.

Being able to successfully bypass helps make highways safer for everyone. By allowing compliant fleets to bypass inspection sites, enforcement can focus on higher-risk vehicles—resulting in more targeted inspections, fewer delays, and a better use of resources.

When low-risk trucks keep moving, roads become more predictable, less congested, and ultimately safer. Not just for commercial drivers, but for passenger vehicles and first responders as well.

By improving efficiency and elevating safety, PrePass Bypass is helping shape a smarter and more sustainable transportation system for all.



PrePass Bypass impact at scale (1997—Oct. 2025)

1,159,888,572

Bypasses completed, reducing delays and keeping fleets moving.¹

135,319,941

Driver hours saved, or nearly 2M workweeks, returned to the industry.²

579,944,286

Gallons of fuel saved, or a year's worth of gas for 3.8M passenger vehicles.³

\$12,352,813,292

In operational cost savings, or funding about 100K trucks for a full year.⁴

1,024,157

Metric tons of CO₂e emissions avoided, or removing 225k passenger vehicles off the road for 1 year.⁵

\$1,281,542,772

Reinvested in weigh station infrastructure.¹

IMPACT IN ACTION

Unlocking operational and environmental gains.

Operational impact

From this national analysis, we've created simple benchmarks that can help fleets understand the efficiency gains from their bypass activity. These provide a useful reference point for measuring progress and optimizing daily operations.

Per bypass savings (on average)



**7 minutes
of drive time⁶**



**½ a gallon
of fuel⁷**



**\$10.65 in
operational costs⁸**

How to estimate your fleet's annual savings:

Apply your average number of weekly bypasses per truck to the equation below to estimate your annual savings. The tiers reflect common performance levels across national averages—most fleets experience between 3 and 10 bypasses per week, while fleets with strong Inspection Selection System (ISS) scores may see 20 or more bypasses weekly.⁹

To estimate savings across your entire fleet, multiply your per-truck annual results by your total number of trucks.



Hours saved/year = (Weekly Bypasses x 52 x 7) ÷ 60

Fuel saved/year = Weekly Bypasses x 52 x 0.5

Cost saved/year = Weekly Bypasses x 52 x \$10.65

Bypasses per vehicle each week	Hours saved per year	Fuel saved per year	\$ saved per year
3 per week	18 hours	78 gallons	\$1,661
5 per week	30 hours	130 gallons	\$2,769
7 per week	42 hours	182 gallons	\$3,877
10 per week	61 hours	260 gallons	\$5,538

Environmental impact

Every bypass directly supports sustainability outcomes. Fleets can estimate avoided emissions using a simple equation to see how operations are helping reduce carbon output and fuel waste.



Per bypass savings (on average)

0.00088 metric tons of CO₂e emissions avoided per bypass¹⁰

How to estimate your emissions savings:

Like with the operational saving benchmarks, you can take your average weekly bypasses per truck and use the following equation to estimate how much CO₂ your fleet avoids each year.

Multiply your per-truck estimate by your fleet size to see your total annual emissions reduction potential.



Annual CO₂e avoided = Weekly bypasses x 52 x 0.00088

Weekly Bypasses	CO ₂ e avoided
3 per week	0.14 metric tons
5 per week	0.23 metric tons
7 per week	0.32 metric tons
10 per week	0.46 metric tons



LOOKING AHEAD

The evolving role of PrePass Bypass.

For decades, bypass programs were primarily seen as operational tools that helped safe, compliant fleets avoid unnecessary stops. Today, that mindset is shifting. Reducing friction, interruptions, and variability has become essential to building a more reliable and resilient freight network.

This evolution is evident in the growing adoption of mobile technology. Mobile-based bypass is opening new opportunities for both states and carriers, offering faster implementation, lower infrastructure costs, and expanded access to screening across a broader range of locations. For states, it's a smart investment in new technology. For fleets, it means more consistent bypass and fewer delays, with no additional hardware required.

Looking ahead, PrePass Bypass will play an even greater role as the industry prioritizes stability over speed. The next era of transportation performance will depend on how consistently trucks can move, how precise networks can be planned, and how effectively disruptions can be minimized for everyone on the road.

Turning everyday insights into action.

PrePass is more than a bypass solution. It's a trusted, data-driven foundation built on trust, technology, and transparency. Together, we're not just keeping fleets moving, we're shaping the future of highway safety and efficiency.



Every bypass strengthens enforcement and reduces driver downtime



Every investment supports safety and technological advancement



Every verified data point turns safety performance into measurable results

FOR FLEETS: Enroll in PrePass and use the PrePass Mobile App to track both mobile and transponder activity, unlocking valuable savings and measurable sustainability benefits.

FOR ENFORCEMENT PARTNERS: Use bypass data to reduce low-risk congestion and prioritize high-risk inspections.

[CONTACT US](#)

Have questions or ready to get started?

Whether you're looking to enroll, explore fleet solutions, or learn more about how PrePass can help improve your fleet's safety and efficiency goals, our support team is here to help.

Get started at:

1-800-PREPASS (1-800-773-7277) or email at support@prepass.com

Sources

¹Data on 1.6 billion bypass events across 40 states was provided by the PrePass Safety Alliance. Figures are based on authenticated records collected through the PrePass system and verified by participating state agencies.

²PrePass Safety Alliance; Calculation assumes 70-hour weekly driver limit per FMCSA regulations (135,319,941 ÷ 70 = 1,933,142).

³PrePass Safety Alliance; vehicle equivalency based on U.S. Environmental Protection Agency (EPA) estimate that average passenger vehicle uses about 150 gallons of gasoline annually (579,944,286 ÷ 150 = 3,866,295).

⁴PrePass Safety Alliance; truck equivalency based on American Transportation Research Institute (ATRI) estimate that the average annual operational cost per truck is approximately \$125,000 (\$12,352,813,292 ÷ \$125,000 = 98,822 trucks).

⁵PrePass Safety Alliance; vehicle equivalency based on U.S. Environmental Protection Agency (EPA) estimate that one passenger vehicle emits about 4.6 metric tons of CO₂e annually (1,024,157 ÷ 4.6 = 222,642 vehicles).

⁶PrePass Safety Alliance operational analysis based on average delay times at weigh stations and inspection sites.

⁷PrePass Safety Alliance analysis informed by fleet fuel consumption studies and weigh station activity modeling.

⁸PrePass Safety Alliance analysis based on cost-per-mile data from the American Transportation Research Institute (ATRI) and industry averages.

⁹PrePass internal data analysis based on transponder and mobile bypass activity across enrolled carriers.

¹⁰U.S. Environmental Protection Agency (EPA); Greenhouse Gases Equivalencies Calculator – Calculations and References. 1 gallon of gasoline burned = 0.000889 metric tons of CO₂e or 0.9 kg of CO₂e.

Appendix: State Fact Sheets

While this report provides a national benchmark, each state contributes unique data points and outcomes that help shape the larger story. Explore individual state results to see how bypass impacts vary across regions and drive localized insight.



ALABAMA

PrePass Fact Sheet

ALABAMA has been part of the PrePass system since 1999 and currently has PrePass deployed at 1 site. Across Alabama and the nation, PrePass helps facilitate freight movement by allowing prequalified trucks to be electronically screened and then safely bypass weigh stations at highway speeds.

PrePass is a service offered by PrePass Safety Alliance, a public private partnership (P3) established in 1993 between states and the trucking industry. The Alliance is the nation's only non-profit P3 established specifically to promote safety and efficiency in commercial transportation. Since 1993, the Alliance has invested over \$1 billion nationally to provide PrePass.

PrePass by the numbers

Alabama benefits since 1999

- ✓ **485,461** hours saved¹
- ✓ **2,080,606** gallons of fuel saved²
- ✓ **3,674** metric tons of emissions reductions³
- ✓ **4,161,212** successful bypasses using PrePass
- ✓ **44,316,908** operational cost savings⁴
- ✓ **\$922,918** invested in infrastructure and maintenance

National statistics since 1997

- ✓ **92,560,159** hours saved¹
- ✓ **444,290,403** gallons of fuel saved²
- ✓ **980,748** metric tons of emissions reductions⁵
- ✓ **1,110,726,007** successful bypasses using PrePass
- ✓ **\$8,657,379,700** operational cost savings⁴

Numbers as of October 31, 2025

(1) Based on a minimum of 5 minutes saved per screening bypass; (2) Based on .4 gallons per pull-in; (3) Equivalent to removing 7,402 passenger vehicles from the road through November 2025 per US EPA estimates; (4) Benefits based on studies on the value of a PrePass bypass by the Iowa State University Center for Transportation Research and Education and the FMCSA; (5) Equivalent to removing 174,821 passenger vehicles from the road through November 2025 per US EPA estimates.

To qualify for PrePass

PrePass Safety Alliance electronically reviews carriers' safety and credential eligibility using data from over 100 federal, state and provincial databases, including the Federal Motor Carrier Safety Administration. Each state determines pull-in rates for PrePass equipped vehicles based on a carrier's Inspection Selection System (ISS) score or other state specific criteria.



PrePass Fact Sheet

ARIZONA has been part of the PrePass system since 1997 and currently has PrePass deployed at 8 sites. Across Arizona and the nation, PrePass helps facilitate freight movement by allowing prequalified trucks to be electronically screened and then safely bypass weigh stations at highway speeds.

PrePass is a service offered by PrePass Safety Alliance, a public private partnership (P3) established in 1993 between states and the trucking industry. The Alliance is the nation's only non-profit P3 established specifically to promote safety and efficiency in commercial transportation. Since 1993, the Alliance has invested over \$1 billion nationally to provide PrePass.

PrePass by the numbers

Arizona benefits since 1997

- ✓ **5,678,112** hours saved¹
- ✓ **24,334,836** gallons of fuel saved²
- ✓ **42,974** metric tons of emissions reductions³
- ✓ **48,669,672** successful bypasses using PrePass
- ✓ **518,332,007** operational cost savings⁴
- ✓ **\$4,843,076** invested in infrastructure and maintenance

National statistics since 1997

- ✓ **92,560,159** hours saved¹
- ✓ **444,290,403** gallons of fuel saved²
- ✓ **980,748** metric tons of emissions reductions⁵
- ✓ **1,110,726,007** successful bypasses using PrePass
- ✓ **\$8,657,379,700** operational cost savings⁴

Numbers as of October 31, 2025

(1) Based on a minimum of 5 minutes saved per screening bypass; (2) Based on .4 gallons per pull-in; (3) Equivalent to removing 7,402 passenger vehicles from the road through November 2025 per US EPA estimates; (4) Benefits based on studies on the value of a PrePass bypass by the Iowa State University Center for Transportation Research and Education and the FMCSA; (5) Equivalent to removing 174,821 passenger vehicles from the road through November 2025 per US EPA estimates.

To qualify for PrePass

PrePass Safety Alliance electronically reviews carriers' safety and credential eligibility using data from over 100 federal, state and provincial databases, including the Federal Motor Carrier Safety Administration. Each state determines pull-in rates for PrePass equipped vehicles based on a carrier's Inspection Selection System (ISS) score or other state specific criteria.



ARKANSAS

PrePass Fact Sheet

ARKANSAS has been part of the PrePass system since 1998 and currently has PrePass deployed at 8 sites. Across Arkansas and the nation, PrePass helps facilitate freight movement by allowing prequalified trucks to be electronically screened and then safely bypass weigh stations at highway speeds.

PrePass is a service offered by PrePass Safety Alliance, a public private partnership (P3) established in 1993 between states and the trucking industry. The Alliance is the nation's only non-profit P3 established specifically to promote safety and efficiency in commercial transportation. Since 1993, the Alliance has invested over \$1 billion nationally to provide PrePass.

PrePass by the numbers

Arkansas benefits since 1998

- ✓ **8,290,510** hours saved¹
- ✓ **35,530,808** gallons of fuel saved²
- ✓ **62,746** metric tons of emissions reductions³
- ✓ **71,061,616** successful bypasses using PrePass
- ✓ **756,806,210** operational cost savings⁴
- ✓ **\$5,918,564** invested in infrastructure and maintenance

National statistics since 1997

- ✓ **92,560,159** hours saved¹
- ✓ **444,290,403** gallons of fuel saved²
- ✓ **980,748** metric tons of emissions reductions⁵
- ✓ **1,110,726,007** successful bypasses using PrePass
- ✓ **\$8,657,379,700** operational cost savings⁴

Numbers as of October 31, 2025

(1) Based on a minimum of 5 minutes saved per screening bypass; (2) Based on .4 gallons per pull-in; (3) Equivalent to removing 7,402 passenger vehicles from the road through November 2025 per US EPA estimates; (4) Benefits based on studies on the value of a PrePass bypass by the Iowa State University Center for Transportation Research and Education and the FMCSA; (5) Equivalent to removing 174,821 passenger vehicles from the road through November 2025 per US EPA estimates.

To qualify for PrePass

PrePass Safety Alliance electronically reviews carriers' safety and credential eligibility using data from over 100 federal, state and provincial databases, including the Federal Motor Carrier Safety Administration. Each state determines pull-in rates for PrePass equipped vehicles based on a carrier's Inspection Selection System (ISS) score or other state specific criteria.



CALIFORNIA

PrePass Fact Sheet

CALIFORNIA has been part of the PrePass system since 1997 and currently has PrePass deployed at 37 sites. Across California and the nation, PrePass helps facilitate freight movement by allowing prequalified trucks to be electronically screened and then safely bypass weigh stations at highway speeds.

PrePass is a service offered by PrePass Safety Alliance, a public private partnership (P3) established in 1993 between states and the trucking industry. The Alliance is the nation's only non-profit P3 established specifically to promote safety and efficiency in commercial transportation. Since 1993, the Alliance has invested over \$1 billion nationally to provide PrePass.

PrePass by the numbers

California benefits since 1997

- ✓ **17,827,043** hours saved¹
- ✓ **76,401,677** gallons of fuel saved²
- ✓ **134,922** metric tons of emissions reductions³
- ✓ **152,803,354** successful bypasses using PrePass
- ✓ **1,627,355,720** operational cost savings⁴
- ✓ **\$17,999,813** invested in infrastructure and maintenance

National statistics since 1997

- ✓ **92,560,159** hours saved¹
- ✓ **444,290,403** gallons of fuel saved²
- ✓ **980,748** metric tons of emissions reductions⁵
- ✓ **1,110,726,007** successful bypasses using PrePass
- ✓ **\$8,657,379,700** operational cost savings⁴


Numbers as of October 31, 2025

(1) Based on a minimum of 5 minutes saved per screening bypass; (2) Based on .4 gallons per pull-in; (3) Equivalent to removing 7,402 passenger vehicles from the road through November 2025 per US EPA estimates; (4) Benefits based on studies on the value of a PrePass bypass by the Iowa State University Center for Transportation Research and Education and the FMCSA; (5) Equivalent to removing 174,821 passenger vehicles from the road through November 2025 per US EPA estimates.

To qualify for PrePass

PrePass Safety Alliance electronically reviews carriers' safety and credential eligibility using data from over 100 federal, state and provincial databases, including the Federal Motor Carrier Safety Administration. Each state determines pull-in rates for PrePass equipped vehicles based on a carrier's Inspection Selection System (ISS) score or other state specific criteria.

PrePass Fact Sheet



COLORADO

COLORADO has been part of the PrePass system since 1998 and currently has PrePass deployed at 19 sites. Across Colorado and the nation, PrePass helps facilitate freight movement by allowing prequalified trucks to be electronically screened and then safely bypass weigh stations at highway speeds.

PrePass is a service offered by PrePass Safety Alliance, a public private partnership (P3) established in 1993 between states and the trucking industry. The Alliance is the nation's only non-profit P3 established specifically to promote safety and efficiency in commercial transportation. Since 1993, the Alliance has invested over \$1 billion nationally to provide PrePass.

PrePass by the numbers

Colorado benefits since 1998

- ✓ **5,406,668** hours saved¹
- ✓ **23,171,486** gallons of fuel saved²
- ✓ **40,920** metric tons of emissions reductions³
- ✓ **46,342,971** successful bypasses using PrePass
- ✓ **493,552,641** operational cost savings⁴
- ✓ **\$7,818,988** invested in infrastructure and maintenance

National statistics since 1997

- ✓ **92,560,159** hours saved¹
- ✓ **444,290,403** gallons of fuel saved²
- ✓ **980,748** metric tons of emissions reductions⁵
- ✓ **1,110,726,007** successful bypasses using PrePass
- ✓ **\$8,657,379,700** operational cost savings⁴

Numbers as of October 31, 2025

(1) Based on a minimum of 5 minutes saved per screening bypass; (2) Based on .4 gallons per pull-in; (3) Equivalent to removing 7,402 passenger vehicles from the road through November 2025 per US EPA estimates; (4) Benefits based on studies on the value of a PrePass bypass by the Iowa State University Center for Transportation Research and Education and the FMCSA; (5) Equivalent to removing 174,821 passenger vehicles from the road through November 2025 per US EPA estimates.

To qualify for PrePass

PrePass Safety Alliance electronically reviews carriers' safety and credential eligibility using data from over 100 federal, state and provincial databases, including the Federal Motor Carrier Safety Administration. Each state determines pull-in rates for PrePass equipped vehicles based on a carrier's Inspection Selection System (ISS) score or other state specific criteria.

PrePass Fact Sheet



DELAWARE

DELAWARE has been part of the PrePass system since 2009 and currently has PrePass deployed at 1 site. Across Delaware and the nation, PrePass helps facilitate freight movement by allowing prequalified trucks to be electronically screened and then safely bypass weigh stations at highway speeds.

PrePass is a service offered by PrePass Safety Alliance, a public private partnership (P3) established in 1993 between states and the trucking industry. The Alliance is the nation's only non-profit P3 established specifically to promote safety and efficiency in commercial transportation. Since 1993, the Alliance has invested over \$1 billion nationally to provide PrePass.

PrePass by the numbers

Delaware benefits since 2009

- ✓ **19,897** hours saved¹
- ✓ **85,309** gallons of fuel saved²
- ✓ **151** metric tons of emissions reductions³
- ✓ **170,618** successful bypasses using PrePass
- ✓ **1,817,082** operational cost savings⁴
- ✓ **\$551,022** invested in infrastructure and maintenance

National statistics since 1997

- ✓ **92,560,159** hours saved¹
- ✓ **444,290,403** gallons of fuel saved²
- ✓ **980,748** metric tons of emissions reductions⁵
- ✓ **1,110,726,007** successful bypasses using PrePass
- ✓ **\$8,657,379,700** operational cost savings⁴

Numbers as of October 31, 2025

(1) Based on a minimum of 5 minutes saved per screening bypass; (2) Based on .4 gallons per pull-in; (3) Equivalent to removing 7,402 passenger vehicles from the road through November 2025 per US EPA estimates; (4) Benefits based on studies on the value of a PrePass bypass by the Iowa State University Center for Transportation Research and Education and the FMCSA; (5) Equivalent to removing 174,821 passenger vehicles from the road through November 2025 per US EPA estimates.

To qualify for PrePass

PrePass Safety Alliance electronically reviews carriers' safety and credential eligibility using data from over 100 federal, state and provincial databases, including the Federal Motor Carrier Safety Administration. Each state determines pull-in rates for PrePass equipped vehicles based on a carrier's Inspection Selection System (ISS) score or other state specific criteria.



FLORIDA

PrePass Fact Sheet

FLORIDA has been part of the PrePass system since 2000 and currently has PrePass deployed at 53 sites. Across Florida and the nation, PrePass helps facilitate freight movement by allowing prequalified trucks to be electronically screened and then safely bypass weigh stations at highway speeds.

PrePass is a service offered by PrePass Safety Alliance, a public private partnership (P3) established in 1993 between states and the trucking industry. The Alliance is the nation's only non-profit P3 established specifically to promote safety and efficiency in commercial transportation. Since 1993, the Alliance has invested over \$1 billion nationally to provide PrePass.

PrePass by the numbers

Florida benefits since 2000

- ✓ **17,995,899** hours saved¹
- ✓ **77,125,333** gallons of fuel saved²
- ✓ **136,200** metric tons of emissions reductions³
- ✓ **154,250,665** successful bypasses using PrePass
- ✓ **1,642,769,582** operational cost savings⁴
- ✓ **\$17,508,186** invested in infrastructure and maintenance

National statistics since 1997

- ✓ **92,560,159** hours saved¹
- ✓ **444,290,403** gallons of fuel saved²
- ✓ **980,748** metric tons of emissions reductions⁵
- ✓ **1,110,726,007** successful bypasses using PrePass
- ✓ **\$8,657,379,700** operational cost savings⁴

Numbers as of October 31, 2025

(1) Based on a minimum of 5 minutes saved per screening bypass; (2) Based on .4 gallons per pull-in; (3) Equivalent to removing 7,402 passenger vehicles from the road through November 2025 per US EPA estimates; (4) Benefits based on studies on the value of a PrePass bypass by the Iowa State University Center for Transportation Research and Education and the FMCSA; (5) Equivalent to removing 174,821 passenger vehicles from the road through November 2025 per US EPA estimates.

To qualify for PrePass

PrePass Safety Alliance electronically reviews carriers' safety and credential eligibility using data from over 100 federal, state and provincial databases, including the Federal Motor Carrier Safety Administration. Each state determines pull-in rates for PrePass equipped vehicles based on a carrier's Inspection Selection System (ISS) score or other state specific criteria.



IDAHO

PrePass Fact Sheet

IDAHO has been part of the PrePass system since 2025 and currently has PrePass deployed at 10 sites. Across Idaho and the nation, PrePass helps facilitate freight movement by allowing prequalified trucks to be electronically screened and then safely bypass weigh stations at highway speeds.

PrePass is a service offered by PrePass Safety Alliance, a public private partnership (P3) established in 1993 between states and the trucking industry. The Alliance is the nation's only non-profit P3 established specifically to promote safety and efficiency in commercial transportation. Since 1993, the Alliance has invested over \$1 billion nationally to provide PrePass.

PrePass by the numbers

Idaho benefits since 2025

- ✓ **294** hours saved¹
- ✓ **1,262** gallons of fuel saved²
- ✓ **2** metric tons of emissions reductions³
- ✓ **2,523** successful bypasses using PrePass
- ✓ **26,870** operational cost savings⁴
- ✓ **\$4,198,596** invested in infrastructure and maintenance

National statistics since 1997

- ✓ **92,560,159** hours saved¹
- ✓ **444,290,403** gallons of fuel saved²
- ✓ **980,748** metric tons of emissions reductions⁵
- ✓ **1,110,726,007** successful bypasses using PrePass
- ✓ **\$8,657,379,700** operational cost savings⁴

Numbers as of October 31, 2025

(1) Based on a minimum of 5 minutes saved per screening bypass; (2) Based on .4 gallons per pull-in; (3) Equivalent to removing 7,402 passenger vehicles from the road through November 2025 per US EPA estimates; (4) Benefits based on studies on the value of a PrePass bypass by the Iowa State University Center for Transportation Research and Education and the FMCSA; (5) Equivalent to removing 174,821 passenger vehicles from the road through November 2025 per US EPA estimates.

To qualify for PrePass

PrePass Safety Alliance electronically reviews carriers' safety and credential eligibility using data from over 100 federal, state and provincial databases, including the Federal Motor Carrier Safety Administration. Each state determines pull-in rates for PrePass equipped vehicles based on a carrier's Inspection Selection System (ISS) score or other state specific criteria.



ILLINOIS

PrePass Fact Sheet

ILLINOIS has been part of the PrePass system since 1999 and currently has PrePass deployed at 22 sites. Across Illinois and the nation, PrePass helps facilitate freight movement by allowing prequalified trucks to be electronically screened and then safely bypass weigh stations at highway speeds.

PrePass is a service offered by PrePass Safety Alliance, a public private partnership (P3) established in 1993 between states and the trucking industry. The Alliance is the nation's only non-profit P3 established specifically to promote safety and efficiency in commercial transportation. Since 1993, the Alliance has invested over \$1 billion nationally to provide PrePass.

PrePass by the numbers

Illinois benefits since 1999

- ✓ **7,514,226** hours saved¹
- ✓ **32,203,882** gallons of fuel saved²
- ✓ **56,871** metric tons of emissions reductions³
- ✓ **64,407,763** successful bypasses using PrePass
- ✓ **685,942,676** operational cost savings⁴
- ✓ **\$70,146** invested in infrastructure and maintenance

National statistics since 1997

- ✓ **92,560,159** hours saved¹
- ✓ **444,290,403** gallons of fuel saved²
- ✓ **980,748** metric tons of emissions reductions⁵
- ✓ **1,110,726,007** successful bypasses using PrePass
- ✓ **\$8,657,379,700** operational cost savings⁴

Numbers as of October 31, 2025

(1) Based on a minimum of 5 minutes saved per screening bypass; (2) Based on .4 gallons per pull-in; (3) Equivalent to removing 7,402 passenger vehicles from the road through November 2025 per US EPA estimates; (4) Benefits based on studies on the value of a PrePass bypass by the Iowa State University Center for Transportation Research and Education and the FMCSA; (5) Equivalent to removing 174,821 passenger vehicles from the road through November 2025 per US EPA estimates.

To qualify for PrePass

PrePass Safety Alliance electronically reviews carriers' safety and credential eligibility using data from over 100 federal, state and provincial databases, including the Federal Motor Carrier Safety Administration. Each state determines pull-in rates for PrePass equipped vehicles based on a carrier's Inspection Selection System (ISS) score or other state specific criteria.



INDIANA

PrePass Fact Sheet

INDIANA has been part of the PrePass system since 1999 and currently has PrePass deployed at 8 sites. Across Indiana and the nation, PrePass helps facilitate freight movement by allowing prequalified trucks to be electronically screened and then safely bypass weigh stations at highway speeds.

PrePass is a service offered by PrePass Safety Alliance, a public private partnership (P3) established in 1993 between states and the trucking industry. The Alliance is the nation's only non-profit P3 established specifically to promote safety and efficiency in commercial transportation. Since 1993, the Alliance has invested over \$1 billion nationally to provide PrePass.

PrePass by the numbers

Indiana benefits since 1999

- ✓ **3,020,493** hours saved¹
- ✓ **12,945,035** gallons of fuel saved²
- ✓ **22,860** metric tons of emissions reductions³
- ✓ **25,890,070** successful bypasses using PrePass
- ✓ **275,729,246** operational cost savings⁴
- ✓ **\$16,269,753** invested in infrastructure and maintenance

National statistics since 1997

- ✓ **92,560,159** hours saved¹
- ✓ **444,290,403** gallons of fuel saved²
- ✓ **980,748** metric tons of emissions reductions⁵
- ✓ **1,110,726,007** successful bypasses using PrePass
- ✓ **\$8,657,379,700** operational cost savings⁴

Numbers as of October 31, 2025

(1) Based on a minimum of 5 minutes saved per screening bypass; (2) Based on .4 gallons per pull-in; (3) Equivalent to removing 7,402 passenger vehicles from the road through November 2025 per US EPA estimates; (4) Benefits based on studies on the value of a PrePass bypass by the Iowa State University Center for Transportation Research and Education and the FMCSA; (5) Equivalent to removing 174,821 passenger vehicles from the road through November 2025 per US EPA estimates.

To qualify for PrePass

PrePass Safety Alliance electronically reviews carriers' safety and credential eligibility using data from over 100 federal, state and provincial databases, including the Federal Motor Carrier Safety Administration. Each state determines pull-in rates for PrePass equipped vehicles based on a carrier's Inspection Selection System (ISS) score or other state specific criteria.

PrePass Fact Sheet



IOWA

IOWA has been part of the PrePass system since 2000 and currently has PrePass deployed at 10 sites. Across Iowa and the nation, PrePass helps facilitate freight movement by allowing prequalified trucks to be electronically screened and then safely bypass weigh stations at highway speeds.

PrePass is a service offered by PrePass Safety Alliance, a public private partnership (P3) established in 1993 between states and the trucking industry. The Alliance is the nation's only non-profit P3 established specifically to promote safety and efficiency in commercial transportation. Since 1993, the Alliance has invested over \$1 billion nationally to provide PrePass.

PrePass by the numbers

Iowa benefits since 2000

- ✓ **787,480** hours saved¹
- ✓ **3,374,963** gallons of fuel saved²
- ✓ **5,960** metric tons of emissions reductions³
- ✓ **6,749,925** successful bypasses using PrePass
- ✓ **71,886,701** operational cost savings⁴
- ✓ **\$5,861,175** invested in infrastructure and maintenance

National statistics since 1997

- ✓ **92,560,159** hours saved¹
- ✓ **444,290,403** gallons of fuel saved²
- ✓ **980,748** metric tons of emissions reductions⁵
- ✓ **1,110,726,007** successful bypasses using PrePass
- ✓ **\$8,657,379,700** operational cost savings⁴

Numbers as of October 31, 2025

(1) Based on a minimum of 5 minutes saved per screening bypass; (2) Based on .4 gallons per pull-in; (3) Equivalent to removing 7,402 passenger vehicles from the road through November 2025 per US EPA estimates; (4) Benefits based on studies on the value of a PrePass bypass by the Iowa State University Center for Transportation Research and Education and the FMCSA; (5) Equivalent to removing 174,821 passenger vehicles from the road through November 2025 per US EPA estimates.

To qualify for PrePass

PrePass Safety Alliance electronically reviews carriers' safety and credential eligibility using data from over 100 federal, state and provincial databases, including the Federal Motor Carrier Safety Administration. Each state determines pull-in rates for PrePass equipped vehicles based on a carrier's Inspection Selection System (ISS) score or other state specific criteria.



KANSAS

PrePass Fact Sheet

KANSAS has been part of the PrePass system since 2001 and currently has PrePass deployed at 8 sites. Across Kansas and the nation, PrePass helps facilitate freight movement by allowing prequalified trucks to be electronically screened and then safely bypass weigh stations at highway speeds.

PrePass is a service offered by PrePass Safety Alliance, a public private partnership (P3) established in 1993 between states and the trucking industry. The Alliance is the nation's only non-profit P3 established specifically to promote safety and efficiency in commercial transportation. Since 1993, the Alliance has invested over \$1 billion nationally to provide PrePass.

PrePass by the numbers

Kansas benefits since 2001

- ✓ **1,658,319** hours saved¹
- ✓ **7,107,134** gallons of fuel saved²
- ✓ **12,551** metric tons of emissions reductions³
- ✓ **14,214,268** successful bypasses using PrePass
- ✓ **151,381,954** operational cost savings⁴
- ✓ **\$5,934,075** invested in infrastructure and maintenance

National statistics since 1997

- ✓ **92,560,159** hours saved¹
- ✓ **444,290,403** gallons of fuel saved²
- ✓ **980,748** metric tons of emissions reductions⁵
- ✓ **1,110,726,007** successful bypasses using PrePass
- ✓ **\$8,657,379,700** operational cost savings⁴

Numbers as of October 31, 2025

(1) Based on a minimum of 5 minutes saved per screening bypass; (2) Based on .4 gallons per pull-in; (3) Equivalent to removing 7,402 passenger vehicles from the road through November 2025 per US EPA estimates; (4) Benefits based on studies on the value of a PrePass bypass by the Iowa State University Center for Transportation Research and Education and the FMCSA; (5) Equivalent to removing 174,821 passenger vehicles from the road through November 2025 per US EPA estimates.

To qualify for PrePass

PrePass Safety Alliance electronically reviews carriers' safety and credential eligibility using data from over 100 federal, state and provincial databases, including the Federal Motor Carrier Safety Administration. Each state determines pull-in rates for PrePass equipped vehicles based on a carrier's Inspection Selection System (ISS) score or other state specific criteria.

PrePass Fact Sheet



KENTUCKY

KENTUCKY has been part of the PrePass system since 2012 and currently has PrePass deployed at 13 sites. Across Kentucky and the nation, PrePass helps facilitate freight movement by allowing prequalified trucks to be electronically screened and then safely bypass weigh stations at highway speeds.

PrePass is a service offered by PrePass Safety Alliance, a public private partnership (P3) established in 1993 between states and the trucking industry. The Alliance is the nation's only non-profit P3 established specifically to promote safety and efficiency in commercial transportation. Since 1993, the Alliance has invested over \$1 billion nationally to provide PrePass.

PrePass by the numbers

Kentucky benefits since 2012

- ✓ **2,194,432** hours saved¹
- ✓ **9,404,746** gallons of fuel saved²
- ✓ **16,608** metric tons of emissions reductions³
- ✓ **18,809,492** successful bypasses using PrePass
- ✓ **200,321,090** operational cost savings⁴
- ✓ **\$4,480,347** invested in infrastructure and maintenance

National statistics since 1997

- ✓ **92,560,159** hours saved¹
- ✓ **444,290,403** gallons of fuel saved²
- ✓ **980,748** metric tons of emissions reductions⁵
- ✓ **1,110,726,007** successful bypasses using PrePass
- ✓ **\$8,657,379,700** operational cost savings⁴

Numbers as of October 31, 2025

(1) Based on a minimum of 5 minutes saved per screening bypass; (2) Based on .4 gallons per pull-in; (3) Equivalent to removing 7,402 passenger vehicles from the road through November 2025 per US EPA estimates; (4) Benefits based on studies on the value of a PrePass bypass by the Iowa State University Center for Transportation Research and Education and the FMCSA; (5) Equivalent to removing 174,821 passenger vehicles from the road through November 2025 per US EPA estimates.

To qualify for PrePass

PrePass Safety Alliance electronically reviews carriers' safety and credential eligibility using data from over 100 federal, state and provincial databases, including the Federal Motor Carrier Safety Administration. Each state determines pull-in rates for PrePass equipped vehicles based on a carrier's Inspection Selection System (ISS) score or other state specific criteria.



LOUISIANA

PrePass Fact Sheet

LOUISIANA has been part of the PrePass system since 2001 and currently has PrePass deployed at 15 sites. Across Louisiana and the nation, PrePass helps facilitate freight movement by allowing prequalified trucks to be electronically screened and then safely bypass weigh stations at highway speeds.

PrePass is a service offered by PrePass Safety Alliance, a public private partnership (P3) established in 1993 between states and the trucking industry. The Alliance is the nation's only non-profit P3 established specifically to promote safety and efficiency in commercial transportation. Since 1993, the Alliance has invested over \$1 billion nationally to provide PrePass.

PrePass by the numbers

Louisiana benefits since 2001

- ✓ **4,663,684** hours saved¹
- ✓ **19,987,264** gallons of fuel saved²
- ✓ **35,297** metric tons of emissions reductions³
- ✓ **39,974,527** successful bypasses using PrePass
- ✓ **425,728,713** operational cost savings⁴
- ✓ **\$2,876,904** invested in infrastructure and maintenance

National statistics since 1997

- ✓ **92,560,159** hours saved¹
- ✓ **444,290,403** gallons of fuel saved²
- ✓ **980,748** metric tons of emissions reductions⁵
- ✓ **1,110,726,007** successful bypasses using PrePass
- ✓ **\$8,657,379,700** operational cost savings⁴

Numbers as of October 31, 2025

(1) Based on a minimum of 5 minutes saved per screening bypass; (2) Based on .4 gallons per pull-in; (3) Equivalent to removing 7,402 passenger vehicles from the road through November 2025 per US EPA estimates; (4) Benefits based on studies on the value of a PrePass bypass by the Iowa State University Center for Transportation Research and Education and the FMCSA; (5) Equivalent to removing 174,821 passenger vehicles from the road through November 2025 per US EPA estimates.

To qualify for PrePass

PrePass Safety Alliance electronically reviews carriers' safety and credential eligibility using data from over 100 federal, state and provincial databases, including the Federal Motor Carrier Safety Administration. Each state determines pull-in rates for PrePass equipped vehicles based on a carrier's Inspection Selection System (ISS) score or other state specific criteria.

PrePass Fact Sheet



MAINE

MAINE has been part of the PrePass system since 2025 and currently has PrePass deployed at 5 sites. Across Maine and the nation, PrePass helps facilitate freight movement by allowing prequalified trucks to be electronically screened and then safely bypass weigh stations at highway speeds.

PrePass is a service offered by PrePass Safety Alliance, a public private partnership (P3) established in 1993 between states and the trucking industry. The Alliance is the nation's only non-profit P3 established specifically to promote safety and efficiency in commercial transportation. Since 1993, the Alliance has invested over \$1 billion nationally to provide PrePass.

PrePass by the numbers

Maine benefits since 2025

- ✓ **1** hours saved¹
- ✓ **5** gallons of fuel saved²
- ✓ **0** metric tons of emissions reductions³
- ✓ **10** successful bypasses using PrePass
- ✓ **107** operational cost savings⁴
- ✓ **\$4,566,636** invested in infrastructure and maintenance

National statistics since 1997

- ✓ **92,560,159** hours saved¹
- ✓ **444,290,403** gallons of fuel saved²
- ✓ **980,748** metric tons of emissions reductions⁵
- ✓ **1,110,726,007** successful bypasses using PrePass
- ✓ **\$8,657,379,700** operational cost savings⁴

Numbers as of October 31, 2025

(1) Based on a minimum of 5 minutes saved per screening bypass; (2) Based on .4 gallons per pull-in; (3) Equivalent to removing 7,402 passenger vehicles from the road through November 2025 per US EPA estimates; (4) Benefits based on studies on the value of a PrePass bypass by the Iowa State University Center for Transportation Research and Education and the FMCSA; (5) Equivalent to removing 174,821 passenger vehicles from the road through November 2025 per US EPA estimates.

To qualify for PrePass

PrePass Safety Alliance electronically reviews carriers' safety and credential eligibility using data from over 100 federal, state and provincial databases, including the Federal Motor Carrier Safety Administration. Each state determines pull-in rates for PrePass equipped vehicles based on a carrier's Inspection Selection System (ISS) score or other state specific criteria.



PrePass Fact Sheet

MASSACHUSETTS has been part of the PrePass system since 2023 and currently has PrePass deployed at 14 sites. Across Massachusetts and the nation, PrePass helps facilitate freight movement by allowing prequalified trucks to be electronically screened and then safely bypass weigh stations at highway speeds.

PrePass is a service offered by PrePass Safety Alliance, a public private partnership (P3) established in 1993 between states and the trucking industry. The Alliance is the nation's only non-profit P3 established specifically to promote safety and efficiency in commercial transportation. Since 1993, the Alliance has invested over \$1 billion nationally to provide PrePass.

PrePass by the numbers

Massachusetts benefits since 2023

- ✓ **90** hours saved¹
- ✓ **391** gallons of fuel saved²
- ✓ **1** metric tons of emissions reductions³
- ✓ **781** successful bypasses using PrePass
- ✓ **8,318** operational cost savings⁴

National statistics since 1997

- ✓ **92,560,159** hours saved¹
- ✓ **444,290,403** gallons of fuel saved²
- ✓ **980,748** metric tons of emissions reductions⁵
- ✓ **1,110,726,007** successful bypasses using PrePass
- ✓ **\$8,657,379,700** operational cost savings⁴

Numbers as of October 31, 2025

(1) Based on a minimum of 5 minutes saved per screening bypass; (2) Based on .4 gallons per pull-in; (3) Equivalent to removing 7,402 passenger vehicles from the road through November 2025 per US EPA estimates; (4) Benefits based on studies on the value of a PrePass bypass by the Iowa State University Center for Transportation Research and Education and the FMCSA; (5) Equivalent to removing 174,821 passenger vehicles from the road through November 2025 per US EPA estimates.

To qualify for PrePass

PrePass Safety Alliance electronically reviews carriers' safety and credential eligibility using data from over 100 federal, state and provincial databases, including the Federal Motor Carrier Safety Administration. Each state determines pull-in rates for PrePass equipped vehicles based on a carrier's Inspection Selection System (ISS) score or other state specific criteria.



MICHIGAN

PrePass Fact Sheet

MICHIGAN has been part of the PrePass system since 2009 and currently has PrePass deployed at 10 sites. Across Michigan and the nation, PrePass helps facilitate freight movement by allowing prequalified trucks to be electronically screened and then safely bypass weigh stations at highway speeds.

PrePass is a service offered by PrePass Safety Alliance, a public private partnership (P3) established in 1993 between states and the trucking industry. The Alliance is the nation's only non-profit P3 established specifically to promote safety and efficiency in commercial transportation. Since 1993, the Alliance has invested over \$1 billion nationally to provide PrePass.

PrePass by the numbers

Michigan benefits since 2009

- ✓ **950,777** hours saved¹
- ✓ **4,074,802** gallons of fuel saved²
- ✓ **7,196** metric tons of emissions reductions³
- ✓ **8,149,604** successful bypasses using PrePass
- ✓ **86,793,283** operational cost savings⁴
- ✓ **\$13,155** invested in infrastructure and maintenance

National statistics since 1997

- ✓ **92,560,159** hours saved¹
- ✓ **444,290,403** gallons of fuel saved²
- ✓ **980,748** metric tons of emissions reductions⁵
- ✓ **1,110,726,007** successful bypasses using PrePass
- ✓ **\$8,657,379,700** operational cost savings⁴

Numbers as of October 31, 2025

(1) Based on a minimum of 5 minutes saved per screening bypass; (2) Based on .4 gallons per pull-in; (3) Equivalent to removing 7,402 passenger vehicles from the road through November 2025 per US EPA estimates; (4) Benefits based on studies on the value of a PrePass bypass by the Iowa State University Center for Transportation Research and Education and the FMCSA; (5) Equivalent to removing 174,821 passenger vehicles from the road through November 2025 per US EPA estimates.

To qualify for PrePass

PrePass Safety Alliance electronically reviews carriers' safety and credential eligibility using data from over 100 federal, state and provincial databases, including the Federal Motor Carrier Safety Administration. Each state determines pull-in rates for PrePass equipped vehicles based on a carrier's Inspection Selection System (ISS) score or other state specific criteria.



MINNESOTA

PrePass Fact Sheet

MINNESOTA has been part of the PrePass system since 2023 and currently has PrePass deployed at 16 sites. Across Minnesota and the nation, PrePass helps facilitate freight movement by allowing prequalified trucks to be electronically screened and then safely bypass weigh stations at highway speeds.

PrePass is a service offered by PrePass Safety Alliance, a public private partnership (P3) established in 1993 between states and the trucking industry. The Alliance is the nation's only non-profit P3 established specifically to promote safety and efficiency in commercial transportation. Since 1993, the Alliance has invested over \$1 billion nationally to provide PrePass.

PrePass by the numbers

Minnesota benefits since 2023

- ✓ **1,577** hours saved¹
- ✓ **6,762** gallons of fuel saved²
- ✓ **12** metric tons of emissions reductions³
- ✓ **13,524** successful bypasses using PrePass
- ✓ **144,031** operational cost savings⁴
- ✓ **\$4,305,213** invested in infrastructure and maintenance

National statistics since 1997

- ✓ **92,560,159** hours saved¹
- ✓ **444,290,403** gallons of fuel saved²
- ✓ **980,748** metric tons of emissions reductions⁵
- ✓ **1,110,726,007** successful bypasses using PrePass
- ✓ **\$8,657,379,700** operational cost savings⁴

Numbers as of October 31, 2025

(1) Based on a minimum of 5 minutes saved per screening bypass; (2) Based on .4 gallons per pull-in; (3) Equivalent to removing 7,402 passenger vehicles from the road through November 2025 per US EPA estimates; (4) Benefits based on studies on the value of a PrePass bypass by the Iowa State University Center for Transportation Research and Education and the FMCSA; (5) Equivalent to removing 174,821 passenger vehicles from the road through November 2025 per US EPA estimates.

To qualify for PrePass

PrePass Safety Alliance electronically reviews carriers' safety and credential eligibility using data from over 100 federal, state and provincial databases, including the Federal Motor Carrier Safety Administration. Each state determines pull-in rates for PrePass equipped vehicles based on a carrier's Inspection Selection System (ISS) score or other state specific criteria.



PrePass Fact Sheet

MISSISSIPPI has been part of the PrePass system since 1998 and currently has PrePass deployed at 28 sites. Across Mississippi and the nation, PrePass helps facilitate freight movement by allowing prequalified trucks to be electronically screened and then safely bypass weigh stations at highway speeds.

PrePass is a service offered by PrePass Safety Alliance, a public private partnership (P3) established in 1993 between states and the trucking industry. The Alliance is the nation's only non-profit P3 established specifically to promote safety and efficiency in commercial transportation. Since 1993, the Alliance has invested over \$1 billion nationally to provide PrePass.

PrePass by the numbers

Mississippi benefits since 1998

- ✓ **6,972,260** hours saved¹
- ✓ **29,881,174** gallons of fuel saved²
- ✓ **52,769** metric tons of emissions reductions³
- ✓ **59,762,348** successful bypasses using PrePass
- ✓ **636,469,006** operational cost savings⁴
- ✓ **\$5,264,484** invested in infrastructure and maintenance

National statistics since 1997

- ✓ **92,560,159** hours saved¹
- ✓ **444,290,403** gallons of fuel saved²
- ✓ **980,748** metric tons of emissions reductions⁵
- ✓ **1,110,726,007** successful bypasses using PrePass
- ✓ **\$8,657,379,700** operational cost savings⁴

Numbers as of October 31, 2025

(1) Based on a minimum of 5 minutes saved per screening bypass; (2) Based on .4 gallons per pull-in; (3) Equivalent to removing 7,402 passenger vehicles from the road through November 2025 per US EPA estimates; (4) Benefits based on studies on the value of a PrePass bypass by the Iowa State University Center for Transportation Research and Education and the FMCSA; (5) Equivalent to removing 174,821 passenger vehicles from the road through November 2025 per US EPA estimates.

To qualify for PrePass

PrePass Safety Alliance electronically reviews carriers' safety and credential eligibility using data from over 100 federal, state and provincial databases, including the Federal Motor Carrier Safety Administration. Each state determines pull-in rates for PrePass equipped vehicles based on a carrier's Inspection Selection System (ISS) score or other state specific criteria.



MISSOURI

PrePass Fact Sheet

MISSOURI has been part of the PrePass system since 2002 and currently has PrePass deployed at 13 sites. Across Missouri and the nation, PrePass helps facilitate freight movement by allowing prequalified trucks to be electronically screened and then safely bypass weigh stations at highway speeds.

PrePass is a service offered by PrePass Safety Alliance, a public private partnership (P3) established in 1993 between states and the trucking industry. The Alliance is the nation's only non-profit P3 established specifically to promote safety and efficiency in commercial transportation. Since 1993, the Alliance has invested over \$1 billion nationally to provide PrePass.

PrePass by the numbers

Missouri benefits since 2002

- ✓ **5,098,112** hours saved¹
- ✓ **21,849,112** gallons of fuel saved²
- ✓ **38,585** metric tons of emissions reductions³
- ✓ **43,698,223** successful bypasses using PrePass
- ✓ **465,386,075** operational cost savings⁴

National statistics since 1997

- ✓ **92,560,159** hours saved¹
- ✓ **444,290,403** gallons of fuel saved²
- ✓ **980,748** metric tons of emissions reductions⁵
- ✓ **1,110,726,007** successful bypasses using PrePass
- ✓ **\$8,657,379,700** operational cost savings⁴

Numbers as of October 31, 2025

(1) Based on a minimum of 5 minutes saved per screening bypass; (2) Based on .4 gallons per pull-in; (3) Equivalent to removing 7,402 passenger vehicles from the road through November 2025 per US EPA estimates; (4) Benefits based on studies on the value of a PrePass bypass by the Iowa State University Center for Transportation Research and Education and the FMCSA; (5) Equivalent to removing 174,821 passenger vehicles from the road through November 2025 per US EPA estimates.

To qualify for PrePass

PrePass Safety Alliance electronically reviews carriers' safety and credential eligibility using data from over 100 federal, state and provincial databases, including the Federal Motor Carrier Safety Administration. Each state determines pull-in rates for PrePass equipped vehicles based on a carrier's Inspection Selection System (ISS) score or other state specific criteria.

PrePass Fact Sheet



MONTANA

MONTANA has been part of the PrePass system since 1998 and currently has PrePass deployed at 21 sites. Across Montana and the nation, PrePass helps facilitate freight movement by allowing prequalified trucks to be electronically screened and then safely bypass weigh stations at highway speeds.

PrePass is a service offered by PrePass Safety Alliance, a public private partnership (P3) established in 1993 between states and the trucking industry. The Alliance is the nation's only non-profit P3 established specifically to promote safety and efficiency in commercial transportation. Since 1993, the Alliance has invested over \$1 billion nationally to provide PrePass.

PrePass by the numbers

Montana benefits since 1998

- ✓ **1,258,514** hours saved¹
- ✓ **5,393,692** gallons of fuel saved²
- ✓ **9,525** metric tons of emissions reductions³
- ✓ **10,787,384** successful bypasses using PrePass
- ✓ **114,885,640** operational cost savings⁴
- ✓ **\$3,542,616** invested in infrastructure and maintenance

National statistics since 1997

- ✓ **92,560,159** hours saved¹
- ✓ **444,290,403** gallons of fuel saved²
- ✓ **980,748** metric tons of emissions reductions⁵
- ✓ **1,110,726,007** successful bypasses using PrePass
- ✓ **\$8,657,379,700** operational cost savings⁴

Numbers as of October 31, 2025

(1) Based on a minimum of 5 minutes saved per screening bypass; (2) Based on .4 gallons per pull-in; (3) Equivalent to removing 7,402 passenger vehicles from the road through November 2025 per US EPA estimates; (4) Benefits based on studies on the value of a PrePass bypass by the Iowa State University Center for Transportation Research and Education and the FMCSA; (5) Equivalent to removing 174,821 passenger vehicles from the road through November 2025 per US EPA estimates.

To qualify for PrePass

PrePass Safety Alliance electronically reviews carriers' safety and credential eligibility using data from over 100 federal, state and provincial databases, including the Federal Motor Carrier Safety Administration. Each state determines pull-in rates for PrePass equipped vehicles based on a carrier's Inspection Selection System (ISS) score or other state specific criteria.

PrePass Fact Sheet



NEBRASKA

NEBRASKA has been part of the PrePass system since 1999 and currently has PrePass deployed at 6 sites. Across Nebraska and the nation, PrePass helps facilitate freight movement by allowing prequalified trucks to be electronically screened and then safely bypass weigh stations at highway speeds.

PrePass is a service offered by PrePass Safety Alliance, a public private partnership (P3) established in 1993 between states and the trucking industry. The Alliance is the nation's only non-profit P3 established specifically to promote safety and efficiency in commercial transportation. Since 1993, the Alliance has invested over \$1 billion nationally to provide PrePass.

PrePass by the numbers

Nebraska benefits since 1999

- ✓ **1,647,004** hours saved¹
- ✓ **7,058,650** gallons of fuel saved²
- ✓ **12,465** metric tons of emissions reductions³
- ✓ **14,117,299** successful bypasses using PrePass
- ✓ **150,349,234** operational cost savings⁴

National statistics since 1997

- ✓ **92,560,159** hours saved¹
- ✓ **444,290,403** gallons of fuel saved²
- ✓ **980,748** metric tons of emissions reductions⁵
- ✓ **1,110,726,007** successful bypasses using PrePass
- ✓ **\$8,657,379,700** operational cost savings⁴

Numbers as of October 31, 2025

(1) Based on a minimum of 5 minutes saved per screening bypass; (2) Based on .4 gallons per pull-in; (3) Equivalent to removing 7,402 passenger vehicles from the road through November 2025 per US EPA estimates; (4) Benefits based on studies on the value of a PrePass bypass by the Iowa State University Center for Transportation Research and Education and the FMCSA; (5) Equivalent to removing 174,821 passenger vehicles from the road through November 2025 per US EPA estimates.

To qualify for PrePass

PrePass Safety Alliance electronically reviews carriers' safety and credential eligibility using data from over 100 federal, state and provincial databases, including the Federal Motor Carrier Safety Administration. Each state determines pull-in rates for PrePass equipped vehicles based on a carrier's Inspection Selection System (ISS) score or other state specific criteria.

PrePass Fact Sheet



NEVADA

NEVADA has been part of the PrePass system since 2000 and currently has PrePass deployed at 10 sites. Across Nevada and the nation, PrePass helps facilitate freight movement by allowing prequalified trucks to be electronically screened and then safely bypass weigh stations at highway speeds.

PrePass is a service offered by PrePass Safety Alliance, a public private partnership (P3) established in 1993 between states and the trucking industry. The Alliance is the nation's only non-profit P3 established specifically to promote safety and efficiency in commercial transportation. Since 1993, the Alliance has invested over \$1 billion nationally to provide PrePass.

PrePass by the numbers

Nevada benefits since 2000

- ✓ **965** hours saved¹
- ✓ **4,146** gallons of fuel saved²
- ✓ **7** metric tons of emissions reductions³
- ✓ **8,292** successful bypasses using PrePass
- ✓ **88,310** operational cost savings⁴
- ✓ **\$7,787,972** invested in infrastructure and maintenance

National statistics since 1997

- ✓ **92,560,159** hours saved¹
- ✓ **444,290,403** gallons of fuel saved²
- ✓ **980,748** metric tons of emissions reductions⁵
- ✓ **1,110,726,007** successful bypasses using PrePass
- ✓ **\$8,657,379,700** operational cost savings⁴

Numbers as of October 31, 2025

(1) Based on a minimum of 5 minutes saved per screening bypass; (2) Based on .4 gallons per pull-in; (3) Equivalent to removing 7,402 passenger vehicles from the road through November 2025 per US EPA estimates; (4) Benefits based on studies on the value of a PrePass bypass by the Iowa State University Center for Transportation Research and Education and the FMCSA; (5) Equivalent to removing 174,821 passenger vehicles from the road through November 2025 per US EPA estimates.

To qualify for PrePass

PrePass Safety Alliance electronically reviews carriers' safety and credential eligibility using data from over 100 federal, state and provincial databases, including the Federal Motor Carrier Safety Administration. Each state determines pull-in rates for PrePass equipped vehicles based on a carrier's Inspection Selection System (ISS) score or other state specific criteria.

PrePass Fact Sheet



NEW JERSEY

NEW JERSEY has been part of the PrePass system since 2019 and currently has PrePass deployed at 7 sites. Across New Jersey and the nation, PrePass helps facilitate freight movement by allowing prequalified trucks to be electronically screened and then safely bypass weigh stations at highway speeds.

PrePass is a service offered by PrePass Safety Alliance, a public private partnership (P3) established in 1993 between states and the trucking industry. The Alliance is the nation's only non-profit P3 established specifically to promote safety and efficiency in commercial transportation. Since 1993, the Alliance has invested over \$1 billion nationally to provide PrePass.

PrePass by the numbers

New Jersey benefits since 2019

- ✓ **509** hours saved¹
- ✓ **2,192** gallons of fuel saved²
- ✓ **4** metric tons of emissions reductions³
- ✓ **4,384** successful bypasses using PrePass
- ✓ **46,690** operational cost savings⁴
- ✓ **\$26,366,846** invested in infrastructure and maintenance

National statistics since 1997

- ✓ **92,560,159** hours saved¹
- ✓ **444,290,403** gallons of fuel saved²
- ✓ **980,748** metric tons of emissions reductions⁵
- ✓ **1,110,726,007** successful bypasses using PrePass
- ✓ **\$8,657,379,700** operational cost savings⁴


Numbers as of October 31, 2025

(1) Based on a minimum of 5 minutes saved per screening bypass; (2) Based on .4 gallons per pull-in; (3) Equivalent to removing 7,402 passenger vehicles from the road through November 2025 per US EPA estimates; (4) Benefits based on studies on the value of a PrePass bypass by the Iowa State University Center for Transportation Research and Education and the FMCSA; (5) Equivalent to removing 174,821 passenger vehicles from the road through November 2025 per US EPA estimates.

To qualify for PrePass

PrePass Safety Alliance electronically reviews carriers' safety and credential eligibility using data from over 100 federal, state and provincial databases, including the Federal Motor Carrier Safety Administration. Each state determines pull-in rates for PrePass equipped vehicles based on a carrier's Inspection Selection System (ISS) score or other state specific criteria.

PrePass Fact Sheet



NEW MEXICO

NEW MEXICO has been part of the PrePass system since 1997 and currently has PrePass deployed at 6 sites. Across New Mexico and the nation, PrePass helps facilitate freight movement by allowing prequalified trucks to be electronically screened and then safely bypass weigh stations at highway speeds.

PrePass is a service offered by PrePass Safety Alliance, a public private partnership (P3) established in 1993 between states and the trucking industry. The Alliance is the nation's only non-profit P3 established specifically to promote safety and efficiency in commercial transportation. Since 1993, the Alliance has invested over \$1 billion nationally to provide PrePass.

PrePass by the numbers

New Mexico benefits since 1997

- ✓ **6,879,329** hours saved¹
- ✓ **29,482,898** gallons of fuel saved²
- ✓ **52,066** metric tons of emissions reductions³
- ✓ **58,965,796** successful bypasses using PrePass
- ✓ **627,985,727** operational cost savings⁴
- ✓ **\$5,483,136** invested in infrastructure and maintenance

National statistics since 1997

- ✓ **92,560,159** hours saved¹
- ✓ **444,290,403** gallons of fuel saved²
- ✓ **980,748** metric tons of emissions reductions⁵
- ✓ **1,110,726,007** successful bypasses using PrePass
- ✓ **\$8,657,379,700** operational cost savings⁴

Numbers as of October 31, 2025

(1) Based on a minimum of 5 minutes saved per screening bypass; (2) Based on .4 gallons per pull-in; (3) Equivalent to removing 7,402 passenger vehicles from the road through November 2025 per US EPA estimates; (4) Benefits based on studies on the value of a PrePass bypass by the Iowa State University Center for Transportation Research and Education and the FMCSA; (5) Equivalent to removing 174,821 passenger vehicles from the road through November 2025 per US EPA estimates.

To qualify for PrePass

PrePass Safety Alliance electronically reviews carriers' safety and credential eligibility using data from over 100 federal, state and provincial databases, including the Federal Motor Carrier Safety Administration. Each state determines pull-in rates for PrePass equipped vehicles based on a carrier's Inspection Selection System (ISS) score or other state specific criteria.

PrePass Fact Sheet



NORTH CAROLINA

NORTH CAROLINA has been part of the PrePass system since 2015 and currently has PrePass deployed at 12 sites. Across North Carolina and the nation, PrePass helps facilitate freight movement by allowing prequalified trucks to be electronically screened and then safely bypass weigh stations at highway speeds.

PrePass is a service offered by PrePass Safety Alliance, a public private partnership (P3) established in 1993 between states and the trucking industry. The Alliance is the nation's only non-profit P3 established specifically to promote safety and efficiency in commercial transportation. Since 1993, the Alliance has invested over \$1 billion nationally to provide PrePass.

PrePass by the numbers

North Carolina benefits since 2015

- ✓ **933,045** hours saved¹
- ✓ **3,998,783** gallons of fuel saved²
- ✓ **7,062** metric tons of emissions reductions³
- ✓ **7,997,566** successful bypasses using PrePass
- ✓ **85,174,078** operational cost savings⁴
- ✓ **\$4,270,689** invested in infrastructure and maintenance

National statistics since 1997

- ✓ **92,560,159** hours saved¹
- ✓ **444,290,403** gallons of fuel saved²
- ✓ **980,748** metric tons of emissions reductions⁵
- ✓ **1,110,726,007** successful bypasses using PrePass
- ✓ **\$8,657,379,700** operational cost savings⁴

Numbers as of October 31, 2025

(1) Based on a minimum of 5 minutes saved per screening bypass; (2) Based on .4 gallons per pull-in; (3) Equivalent to removing 7,402 passenger vehicles from the road through November 2025 per US EPA estimates; (4) Benefits based on studies on the value of a PrePass bypass by the Iowa State University Center for Transportation Research and Education and the FMCSA; (5) Equivalent to removing 174,821 passenger vehicles from the road through November 2025 per US EPA estimates.

To qualify for PrePass

PrePass Safety Alliance electronically reviews carriers' safety and credential eligibility using data from over 100 federal, state and provincial databases, including the Federal Motor Carrier Safety Administration. Each state determines pull-in rates for PrePass equipped vehicles based on a carrier's Inspection Selection System (ISS) score or other state specific criteria.

PrePass Fact Sheet



NORTH DAKOTA

NORTH DAKOTA has been part of the PrePass system since 2017 and currently has PrePass deployed at 13 sites. Across North Dakota and the nation, PrePass helps facilitate freight movement by allowing prequalified trucks to be electronically screened and then safely bypass weigh stations at highway speeds.

PrePass is a service offered by PrePass Safety Alliance, a public private partnership (P3) established in 1993 between states and the trucking industry. The Alliance is the nation's only non-profit P3 established specifically to promote safety and efficiency in commercial transportation. Since 1993, the Alliance has invested over \$1 billion nationally to provide PrePass.

PrePass by the numbers

North Dakota benefits since 2017

- ✓ **695** hours saved¹
- ✓ **2,996** gallons of fuel saved²
- ✓ **5** metric tons of emissions reductions³
- ✓ **5,991** successful bypasses using PrePass
- ✓ **63,804** operational cost savings⁴

National statistics since 1997

- ✓ **92,560,159** hours saved¹
- ✓ **444,290,403** gallons of fuel saved²
- ✓ **980,748** metric tons of emissions reductions⁵
- ✓ **1,110,726,007** successful bypasses using PrePass
- ✓ **\$8,657,379,700** operational cost savings⁴

Numbers as of October 31, 2025

(1) Based on a minimum of 5 minutes saved per screening bypass; (2) Based on .4 gallons per pull-in; (3) Equivalent to removing 7,402 passenger vehicles from the road through November 2025 per US EPA estimates; (4) Benefits based on studies on the value of a PrePass bypass by the Iowa State University Center for Transportation Research and Education and the FMCSA; (5) Equivalent to removing 174,821 passenger vehicles from the road through November 2025 per US EPA estimates.

To qualify for PrePass

PrePass Safety Alliance electronically reviews carriers' safety and credential eligibility using data from over 100 federal, state and provincial databases, including the Federal Motor Carrier Safety Administration. Each state determines pull-in rates for PrePass equipped vehicles based on a carrier's Inspection Selection System (ISS) score or other state specific criteria.

PrePass Fact Sheet



OHIO

OHIO has been part of the PrePass system since 2001 and currently has PrePass deployed at 9 sites. Across Ohio and the nation, PrePass helps facilitate freight movement by allowing prequalified trucks to be electronically screened and then safely bypass weigh stations at highway speeds.

PrePass is a service offered by PrePass Safety Alliance, a public private partnership (P3) established in 1993 between states and the trucking industry. The Alliance is the nation's only non-profit P3 established specifically to promote safety and efficiency in commercial transportation. Since 1993, the Alliance has invested over \$1 billion nationally to provide PrePass.

PrePass by the numbers

Ohio benefits since 2001

- ✓ **3,638,421** hours saved¹
- ✓ **15,593,294** gallons of fuel saved²
- ✓ **27,537** metric tons of emissions reductions³
- ✓ **31,186,588** successful bypasses using PrePass
- ✓ **332,137,162** operational cost savings⁴
- ✓ **\$1,021,414** invested in infrastructure and maintenance

National statistics since 1997

- ✓ **92,560,159** hours saved¹
- ✓ **444,290,403** gallons of fuel saved²
- ✓ **980,748** metric tons of emissions reductions⁵
- ✓ **1,110,726,007** successful bypasses using PrePass
- ✓ **\$8,657,379,700** operational cost savings⁴

Numbers as of October 31, 2025

(1) Based on a minimum of 5 minutes saved per screening bypass; (2) Based on .4 gallons per pull-in; (3) Equivalent to removing 7,402 passenger vehicles from the road through November 2025 per US EPA estimates; (4) Benefits based on studies on the value of a PrePass bypass by the Iowa State University Center for Transportation Research and Education and the FMCSA; (5) Equivalent to removing 174,821 passenger vehicles from the road through November 2025 per US EPA estimates.

To qualify for PrePass

PrePass Safety Alliance electronically reviews carriers' safety and credential eligibility using data from over 100 federal, state and provincial databases, including the Federal Motor Carrier Safety Administration. Each state determines pull-in rates for PrePass equipped vehicles based on a carrier's Inspection Selection System (ISS) score or other state specific criteria.

PrePass Fact Sheet



OKLAHOMA

OKLAHOMA has been part of the PrePass system since 1999 and currently has PrePass deployed at 8 sites. Across Oklahoma and the nation, PrePass helps facilitate freight movement by allowing prequalified trucks to be electronically screened and then safely bypass weigh stations at highway speeds.

PrePass is a service offered by PrePass Safety Alliance, a public private partnership (P3) established in 1993 between states and the trucking industry. The Alliance is the nation's only non-profit P3 established specifically to promote safety and efficiency in commercial transportation. Since 1993, the Alliance has invested over \$1 billion nationally to provide PrePass.

PrePass by the numbers

Oklahoma benefits since 1999

- ✓ **2,863,035** hours saved¹
- ✓ **12,270,206** gallons of fuel saved²
- ✓ **21,669** metric tons of emissions reductions³
- ✓ **24,540,411** successful bypasses using PrePass
- ✓ **261,355,377** operational cost savings⁴
- ✓ **\$4,210,794** invested in infrastructure and maintenance

National statistics since 1997

- ✓ **92,560,159** hours saved¹
- ✓ **444,290,403** gallons of fuel saved²
- ✓ **980,748** metric tons of emissions reductions⁵
- ✓ **1,110,726,007** successful bypasses using PrePass
- ✓ **\$8,657,379,700** operational cost savings⁴

Numbers as of October 31, 2025

(1) Based on a minimum of 5 minutes saved per screening bypass; (2) Based on .4 gallons per pull-in; (3) Equivalent to removing 7,402 passenger vehicles from the road through November 2025 per US EPA estimates; (4) Benefits based on studies on the value of a PrePass bypass by the Iowa State University Center for Transportation Research and Education and the FMCSA; (5) Equivalent to removing 174,821 passenger vehicles from the road through November 2025 per US EPA estimates.

To qualify for PrePass

PrePass Safety Alliance electronically reviews carriers' safety and credential eligibility using data from over 100 federal, state and provincial databases, including the Federal Motor Carrier Safety Administration. Each state determines pull-in rates for PrePass equipped vehicles based on a carrier's Inspection Selection System (ISS) score or other state specific criteria.



PENNSYLVANIA

PrePass Fact Sheet

PENNSYLVANIA has been part of the PrePass system since 2023 and currently has PrePass deployed at 37 sites. Across Pennsylvania and the nation, PrePass helps facilitate freight movement by allowing prequalified trucks to be electronically screened and then safely bypass weigh stations at highway speeds.

PrePass is a service offered by PrePass Safety Alliance, a public private partnership (P3) established in 1993 between states and the trucking industry. The Alliance is the nation's only non-profit P3 established specifically to promote safety and efficiency in commercial transportation. Since 1993, the Alliance has invested over \$1 billion nationally to provide PrePass.

PrePass by the numbers

Pennsylvania benefits since 2023

- ✓ **574** hours saved¹
- ✓ **2,468** gallons of fuel saved²
- ✓ **4** metric tons of emissions reductions³
- ✓ **4,936** successful bypasses using PrePass
- ✓ **52,568** operational cost savings⁴
- ✓ **\$4,016,239** invested in infrastructure and maintenance

National statistics since 1997

- ✓ **92,560,159** hours saved¹
- ✓ **444,290,403** gallons of fuel saved²
- ✓ **980,748** metric tons of emissions reductions⁵
- ✓ **1,110,726,007** successful bypasses using PrePass
- ✓ **\$8,657,379,700** operational cost savings⁴

Numbers as of October 31, 2025

(1) Based on a minimum of 5 minutes saved per screening bypass; (2) Based on .4 gallons per pull-in; (3) Equivalent to removing 7,402 passenger vehicles from the road through November 2025 per US EPA estimates; (4) Benefits based on studies on the value of a PrePass bypass by the Iowa State University Center for Transportation Research and Education and the FMCSA; (5) Equivalent to removing 174,821 passenger vehicles from the road through November 2025 per US EPA estimates.

To qualify for PrePass

PrePass Safety Alliance electronically reviews carriers' safety and credential eligibility using data from over 100 federal, state and provincial databases, including the Federal Motor Carrier Safety Administration. Each state determines pull-in rates for PrePass equipped vehicles based on a carrier's Inspection Selection System (ISS) score or other state specific criteria.



PrePass Fact Sheet



RHODE ISLAND

RHODE ISLAND has been part of the PrePass system since 2021 and currently has PrePass deployed at 10 sites. Across Rhode Island and the nation, PrePass helps facilitate freight movement by allowing prequalified trucks to be electronically screened and then safely bypass weigh stations at highway speeds.

PrePass is a service offered by PrePass Safety Alliance, a public private partnership (P3) established in 1993 between states and the trucking industry. The Alliance is the nation's only non-profit P3 established specifically to promote safety and efficiency in commercial transportation. Since 1993, the Alliance has invested over \$1 billion nationally to provide PrePass.

PrePass by the numbers

Rhode Island benefits since 2021

- ✓ **69** hours saved¹
- ✓ **304** gallons of fuel saved²
- ✓ **1** metric tons of emissions reductions³
- ✓ **608** successful bypasses using PrePass
- ✓ **6,475** operational cost savings⁴

National statistics since 1997

- ✓ **92,560,159** hours saved¹
- ✓ **444,290,403** gallons of fuel saved²
- ✓ **980,748** metric tons of emissions reductions⁵
- ✓ **1,110,726,007** successful bypasses using PrePass
- ✓ **\$8,657,379,700** operational cost savings⁴

Numbers as of October 31, 2025

(1) Based on a minimum of 5 minutes saved per screening bypass; (2) Based on .4 gallons per pull-in; (3) Equivalent to removing 7,402 passenger vehicles from the road through November 2025 per US EPA estimates; (4) Benefits based on studies on the value of a PrePass bypass by the Iowa State University Center for Transportation Research and Education and the FMCSA; (5) Equivalent to removing 174,821 passenger vehicles from the road through November 2025 per US EPA estimates.

To qualify for PrePass

PrePass Safety Alliance electronically reviews carriers' safety and credential eligibility using data from over 100 federal, state and provincial databases, including the Federal Motor Carrier Safety Administration. Each state determines pull-in rates for PrePass equipped vehicles based on a carrier's Inspection Selection System (ISS) score or other state specific criteria.



SOUTH CAROLINA

PrePass Fact Sheet

SOUTH CAROLINA has been part of the PrePass system since 2007 and currently has PrePass deployed at 9 sites. Across South Carolina and the nation, PrePass helps facilitate freight movement by allowing prequalified trucks to be electronically screened and then safely bypass weigh stations at highway speeds.

PrePass is a service offered by PrePass Safety Alliance, a public private partnership (P3) established in 1993 between states and the trucking industry. The Alliance is the nation's only non-profit P3 established specifically to promote safety and efficiency in commercial transportation. Since 1993, the Alliance has invested over \$1 billion nationally to provide PrePass.

PrePass by the numbers

South Carolina benefits since 2007

- ✓ **442,432** hours saved¹
- ✓ **1,896,182** gallons of fuel saved²
- ✓ **3,349** metric tons of emissions reductions³
- ✓ **3,792,363** successful bypasses using PrePass
- ✓ **40,388,666** operational cost savings⁴
- ✓ **\$1,594,999** invested in infrastructure and maintenance

National statistics since 1997

- ✓ **92,560,159** hours saved¹
- ✓ **444,290,403** gallons of fuel saved²
- ✓ **980,748** metric tons of emissions reductions⁵
- ✓ **1,110,726,007** successful bypasses using PrePass
- ✓ **\$8,657,379,700** operational cost savings⁴

Numbers as of October 31, 2025

(1) Based on a minimum of 5 minutes saved per screening bypass; (2) Based on .4 gallons per pull-in; (3) Equivalent to removing 7,402 passenger vehicles from the road through November 2025 per US EPA estimates; (4) Benefits based on studies on the value of a PrePass bypass by the Iowa State University Center for Transportation Research and Education and the FMCSA; (5) Equivalent to removing 174,821 passenger vehicles from the road through November 2025 per US EPA estimates.

To qualify for PrePass

PrePass Safety Alliance electronically reviews carriers' safety and credential eligibility using data from over 100 federal, state and provincial databases, including the Federal Motor Carrier Safety Administration. Each state determines pull-in rates for PrePass equipped vehicles based on a carrier's Inspection Selection System (ISS) score or other state specific criteria.

PrePass Fact Sheet



TENNESSEE

TENNESSEE has been part of the PrePass system since 1998 and currently has PrePass deployed at 8 sites. Across Tennessee and the nation, PrePass helps facilitate freight movement by allowing prequalified trucks to be electronically screened and then safely bypass weigh stations at highway speeds.

PrePass is a service offered by PrePass Safety Alliance, a public private partnership (P3) established in 1993 between states and the trucking industry. The Alliance is the nation's only non-profit P3 established specifically to promote safety and efficiency in commercial transportation. Since 1993, the Alliance has invested over \$1 billion nationally to provide PrePass.

PrePass by the numbers

Tennessee benefits since 1998

- ✓ **11,665,559** hours saved¹
- ✓ **49,995,310** gallons of fuel saved²
- ✓ **88,290** metric tons of emissions reductions³
- ✓ **99,990,619** successful bypasses using PrePass
- ✓ **1,064,900,092** operational cost savings⁴
- ✓ **\$1,124,690** invested in infrastructure and maintenance

National statistics since 1997

- ✓ **92,560,159** hours saved¹
- ✓ **444,290,403** gallons of fuel saved²
- ✓ **980,748** metric tons of emissions reductions⁵
- ✓ **1,110,726,007** successful bypasses using PrePass
- ✓ **\$8,657,379,700** operational cost savings⁴

Numbers as of October 31, 2025

(1) Based on a minimum of 5 minutes saved per screening bypass; (2) Based on .4 gallons per pull-in; (3) Equivalent to removing 7,402 passenger vehicles from the road through November 2025 per US EPA estimates; (4) Benefits based on studies on the value of a PrePass bypass by the Iowa State University Center for Transportation Research and Education and the FMCSA; (5) Equivalent to removing 174,821 passenger vehicles from the road through November 2025 per US EPA estimates.

To qualify for PrePass

PrePass Safety Alliance electronically reviews carriers' safety and credential eligibility using data from over 100 federal, state and provincial databases, including the Federal Motor Carrier Safety Administration. Each state determines pull-in rates for PrePass equipped vehicles based on a carrier's Inspection Selection System (ISS) score or other state specific criteria.



TEXAS

PrePass Fact Sheet

TEXAS has been part of the PrePass system since 2011 and currently has PrePass deployed at 22 sites. Across Texas and the nation, PrePass helps facilitate freight movement by allowing prequalified trucks to be electronically screened and then safely bypass weigh stations at highway speeds.

PrePass is a service offered by PrePass Safety Alliance, a public private partnership (P3) established in 1993 between states and the trucking industry. The Alliance is the nation's only non-profit P3 established specifically to promote safety and efficiency in commercial transportation. Since 1993, the Alliance has invested over \$1 billion nationally to provide PrePass.

PrePass by the numbers

Texas benefits since 2011

- ✓ **290,494** hours saved¹
- ✓ **1,245,004** gallons of fuel saved²
- ✓ **2,199** metric tons of emissions reductions³
- ✓ **2,490,007** successful bypasses using PrePass
- ✓ **26,518,575** operational cost savings⁴
- ✓ **\$5,866,356** invested in infrastructure and maintenance

National statistics since 1997

- ✓ **92,560,159** hours saved¹
- ✓ **444,290,403** gallons of fuel saved²
- ✓ **980,748** metric tons of emissions reductions⁵
- ✓ **1,110,726,007** successful bypasses using PrePass
- ✓ **\$8,657,379,700** operational cost savings⁴

Numbers as of October 31, 2025

(1) Based on a minimum of 5 minutes saved per screening bypass; (2) Based on .4 gallons per pull-in; (3) Equivalent to removing 7,402 passenger vehicles from the road through November 2025 per US EPA estimates; (4) Benefits based on studies on the value of a PrePass bypass by the Iowa State University Center for Transportation Research and Education and the FMCSA; (5) Equivalent to removing 174,821 passenger vehicles from the road through November 2025 per US EPA estimates.

To qualify for PrePass

PrePass Safety Alliance electronically reviews carriers' safety and credential eligibility using data from over 100 federal, state and provincial databases, including the Federal Motor Carrier Safety Administration. Each state determines pull-in rates for PrePass equipped vehicles based on a carrier's Inspection Selection System (ISS) score or other state specific criteria.



UTAH

PrePass Fact Sheet

UTAH has been part of the PrePass system since 2006 and currently has PrePass deployed at 8 sites. Across Utah and the nation, PrePass helps facilitate freight movement by allowing prequalified trucks to be electronically screened and then safely bypass weigh stations at highway speeds.

PrePass is a service offered by PrePass Safety Alliance, a public private partnership (P3) established in 1993 between states and the trucking industry. The Alliance is the nation's only non-profit P3 established specifically to promote safety and efficiency in commercial transportation. Since 1993, the Alliance has invested over \$1 billion nationally to provide PrePass.

PrePass by the numbers

Utah benefits since 2006

- ✓ **3,144,761** hours saved¹
- ✓ **13,477,579** gallons of fuel saved²
- ✓ **23,801** metric tons of emissions reductions³
- ✓ **26,955,158** successful bypasses using PrePass
- ✓ **287,072,433** operational cost savings⁴
- ✓ **\$5,885,071** invested in infrastructure and maintenance

National statistics since 1997

- ✓ **92,560,159** hours saved¹
- ✓ **444,290,403** gallons of fuel saved²
- ✓ **980,748** metric tons of emissions reductions⁵
- ✓ **1,110,726,007** successful bypasses using PrePass
- ✓ **\$8,657,379,700** operational cost savings⁴

Numbers as of October 31, 2025

(1) Based on a minimum of 5 minutes saved per screening bypass; (2) Based on .4 gallons per pull-in; (3) Equivalent to removing 7,402 passenger vehicles from the road through November 2025 per US EPA estimates; (4) Benefits based on studies on the value of a PrePass bypass by the Iowa State University Center for Transportation Research and Education and the FMCSA; (5) Equivalent to removing 174,821 passenger vehicles from the road through November 2025 per US EPA estimates.

To qualify for PrePass

PrePass Safety Alliance electronically reviews carriers' safety and credential eligibility using data from over 100 federal, state and provincial databases, including the Federal Motor Carrier Safety Administration. Each state determines pull-in rates for PrePass equipped vehicles based on a carrier's Inspection Selection System (ISS) score or other state specific criteria.



VIRGINIA

PrePass Fact Sheet

VIRGINIA has been part of the PrePass system since 2001 and currently has PrePass deployed at 16 sites. Across Virginia and the nation, PrePass helps facilitate freight movement by allowing prequalified trucks to be electronically screened and then safely bypass weigh stations at highway speeds.

PrePass is a service offered by PrePass Safety Alliance, a public private partnership (P3) established in 1993 between states and the trucking industry. The Alliance is the nation's only non-profit P3 established specifically to promote safety and efficiency in commercial transportation. Since 1993, the Alliance has invested over \$1 billion nationally to provide PrePass.

PrePass by the numbers

Virginia benefits since 2001

- ✓ **6,581,338** hours saved¹
- ✓ **28,205,790** gallons of fuel saved²
- ✓ **49,810** metric tons of emissions reductions³
- ✓ **56,411,579** successful bypasses using PrePass
- ✓ **600,783,316** operational cost savings⁴
- ✓ **\$406,990** invested in infrastructure and maintenance

National statistics since 1997

- ✓ **92,560,159** hours saved¹
- ✓ **444,290,403** gallons of fuel saved²
- ✓ **980,748** metric tons of emissions reductions⁵
- ✓ **1,110,726,007** successful bypasses using PrePass
- ✓ **\$8,657,379,700** operational cost savings⁴

Numbers as of October 31, 2025

(1) Based on a minimum of 5 minutes saved per screening bypass; (2) Based on .4 gallons per pull-in; (3) Equivalent to removing 7,402 passenger vehicles from the road through November 2025 per US EPA estimates; (4) Benefits based on studies on the value of a PrePass bypass by the Iowa State University Center for Transportation Research and Education and the FMCSA; (5) Equivalent to removing 174,821 passenger vehicles from the road through November 2025 per US EPA estimates.

To qualify for PrePass

PrePass Safety Alliance electronically reviews carriers' safety and credential eligibility using data from over 100 federal, state and provincial databases, including the Federal Motor Carrier Safety Administration. Each state determines pull-in rates for PrePass equipped vehicles based on a carrier's Inspection Selection System (ISS) score or other state specific criteria.

PrePass Fact Sheet



WEST VIRGINIA

WEST VIRGINIA has been part of the PrePass system since 1998 and currently has PrePass deployed at 5 sites. Across West Virginia and the nation, PrePass helps facilitate freight movement by allowing prequalified trucks to be electronically screened and then safely bypass weigh stations at highway speeds.

PrePass is a service offered by PrePass Safety Alliance, a public private partnership (P3) established in 1993 between states and the trucking industry. The Alliance is the nation's only non-profit P3 established specifically to promote safety and efficiency in commercial transportation. Since 1993, the Alliance has invested over \$1 billion nationally to provide PrePass.

PrePass by the numbers

West Virginia benefits since 1998

- ✓ **382,005** hours saved¹
- ✓ **1,637,220** gallons of fuel saved²
- ✓ **2,891** metric tons of emissions reductions³
- ✓ **3,274,439** successful bypasses using PrePass
- ✓ **34,872,775** operational cost savings⁴
- ✓ **\$195,677** invested in infrastructure and maintenance

National statistics since 1997

- ✓ **92,560,159** hours saved¹
- ✓ **444,290,403** gallons of fuel saved²
- ✓ **980,748** metric tons of emissions reductions⁵
- ✓ **1,110,726,007** successful bypasses using PrePass
- ✓ **\$8,657,379,700** operational cost savings⁴

Numbers as of October 31, 2025

(1) Based on a minimum of 5 minutes saved per screening bypass; (2) Based on .4 gallons per pull-in; (3) Equivalent to removing 7,402 passenger vehicles from the road through November 2025 per US EPA estimates; (4) Benefits based on studies on the value of a PrePass bypass by the Iowa State University Center for Transportation Research and Education and the FMCSA; (5) Equivalent to removing 174,821 passenger vehicles from the road through November 2025 per US EPA estimates.

To qualify for PrePass

PrePass Safety Alliance electronically reviews carriers' safety and credential eligibility using data from over 100 federal, state and provincial databases, including the Federal Motor Carrier Safety Administration. Each state determines pull-in rates for PrePass equipped vehicles based on a carrier's Inspection Selection System (ISS) score or other state specific criteria.



WISCONSIN

PrePass Fact Sheet

WISCONSIN has been part of the PrePass system since 2001 and currently has PrePass deployed at 7 sites. Across Wisconsin and the nation, PrePass helps facilitate freight movement by allowing prequalified trucks to be electronically screened and then safely bypass weigh stations at highway speeds.

PrePass is a service offered by PrePass Safety Alliance, a public private partnership (P3) established in 1993 between states and the trucking industry. The Alliance is the nation's only non-profit P3 established specifically to promote safety and efficiency in commercial transportation. Since 1993, the Alliance has invested over \$1 billion nationally to provide PrePass.

PrePass by the numbers

Wisconsin benefits since 2001

- ✓ **692,905** hours saved¹
- ✓ **2,969,652** gallons of fuel saved²
- ✓ **5,244** metric tons of emissions reductions³
- ✓ **5,939,303** successful bypasses using PrePass
- ✓ **63,253,577** operational cost savings⁴
- ✓ **\$922,681** invested in infrastructure and maintenance

National statistics since 1997

- ✓ **92,560,159** hours saved¹
- ✓ **444,290,403** gallons of fuel saved²
- ✓ **980,748** metric tons of emissions reductions⁵
- ✓ **1,110,726,007** successful bypasses using PrePass
- ✓ **\$8,657,379,700** operational cost savings⁴


Numbers as of October 31, 2025

(1) Based on a minimum of 5 minutes saved per screening bypass; (2) Based on .4 gallons per pull-in; (3) Equivalent to removing 7,402 passenger vehicles from the road through November 2025 per US EPA estimates; (4) Benefits based on studies on the value of a PrePass bypass by the Iowa State University Center for Transportation Research and Education and the FMCSA; (5) Equivalent to removing 174,821 passenger vehicles from the road through November 2025 per US EPA estimates.

To qualify for PrePass

PrePass Safety Alliance electronically reviews carriers' safety and credential eligibility using data from over 100 federal, state and provincial databases, including the Federal Motor Carrier Safety Administration. Each state determines pull-in rates for PrePass equipped vehicles based on a carrier's Inspection Selection System (ISS) score or other state specific criteria.

PrePass Fact Sheet



WYOMING

WYOMING has been part of the PrePass system since 1997 and currently has PrePass deployed at 7 sites. Across Wyoming and the nation, PrePass helps facilitate freight movement by allowing prequalified trucks to be electronically screened and then safely bypass weigh stations at highway speeds.

PrePass is a service offered by PrePass Safety Alliance, a public private partnership (P3) established in 1993 between states and the trucking industry. The Alliance is the nation's only non-profit P3 established specifically to promote safety and efficiency in commercial transportation. Since 1993, the Alliance has invested over \$1 billion nationally to provide PrePass.

PrePass by the numbers

Wyoming benefits since 1997

- ✓ **3,078,432** hours saved¹
- ✓ **13,193,344** gallons of fuel saved²
- ✓ **23,299** metric tons of emissions reductions³
- ✓ **26,386,688** successful bypasses using PrePass
- ✓ **281,018,227** operational cost savings⁴
- ✓ **\$3,400,322** invested in infrastructure and maintenance

National statistics since 1997

- ✓ **92,560,159** hours saved¹
- ✓ **444,290,403** gallons of fuel saved²
- ✓ **980,748** metric tons of emissions reductions⁵
- ✓ **1,110,726,007** successful bypasses using PrePass
- ✓ **\$8,657,379,700** operational cost savings⁴

Numbers as of October 31, 2025

(1) Based on a minimum of 5 minutes saved per screening bypass; (2) Based on .4 gallons per pull-in; (3) Equivalent to removing 7,402 passenger vehicles from the road through November 2025 per US EPA estimates; (4) Benefits based on studies on the value of a PrePass bypass by the Iowa State University Center for Transportation Research and Education and the FMCSA; (5) Equivalent to removing 174,821 passenger vehicles from the road through November 2025 per US EPA estimates.

To qualify for PrePass

PrePass Safety Alliance electronically reviews carriers' safety and credential eligibility using data from over 100 federal, state and provincial databases, including the Federal Motor Carrier Safety Administration. Each state determines pull-in rates for PrePass equipped vehicles based on a carrier's Inspection Selection System (ISS) score or other state specific criteria.